



AGM LEAD ACID BATTERY

9-12 UPS High Rate F6.35

AGM
UPS

MAIN INFORMATION / INFORMATIONS GÉNÉRALES

BRAND	MARQUE	NX
TECHNOLOGY	TECHNOLOGIE	AGM Lead acid
NOMINAL VOLTAGE	TENSION NOMINALE	12V
NOMINAL CAPACITY	CAPACITÉ NOMINALE	9Ah (20hr)
DIMENSIONS)	DIMENSIONS	
• Length / Longueur		151 ± 2mm (5.95 inches)
• Width / Largeur		65 ± 1mm (2.56 inches)
• Height / Hauteur		93.5 ± 1mm (3.68 inches)
• Total height with terminals / Hauteur totale (avec cosSES)		99 ± 1mm (3.90 inches)
WEIGHT (± 4 %)	POIDS (± 4 %)	Approx 2.45 kg (5.40 lbs)
TERMINAL	TYPE DE COSSES	F6.35 = FASTON 6.35
CASING	TYPE DE BAC	UL94 HB (Standard ABS)
COLOR	COULEUR DE BAC	Black top and black case
DESIGN LIFE ACCORDING EUROBAT CLASSIFICATION	DURÉE DE VIE SELON LA CLASSIFICATION EUROBAT	3-5 years / 3-5 ans

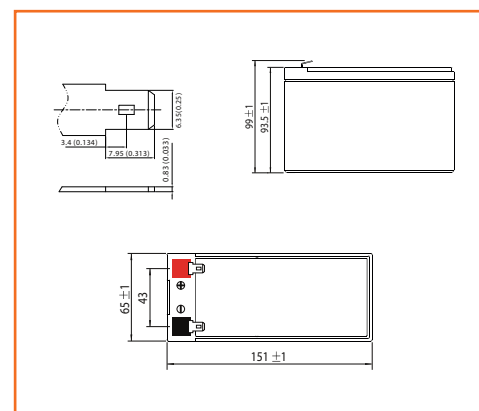


TECHNICAL INFORMATION / INFORMATIONS TECHNIQUES

CAPACITY	CAPACITÉ	9Ah / 0.45A (20hr/1.7V/cell,40°C/104°F) 8.50Ah / 0.425A (20hr,1.80V/cell,25°C/77°F) 7.93Ah / 0.793A (10hr,1.80V/cell,25°C/77°F) 7.15Ah / 1.43A (5hr,1.75V/cell,25°C/77°F) 6.36Ah / 2.12A (3hr,1.75V/cell,25°C/77°F) 5.31Ah / 5.31A (1hr,1.60V/cell,25°C/77°F)
DISCHARGE CURRENT	COURANT DE DÉCHARGE	127.5A (5s)
INTERNAL RESISTANCE	RÉSISTANCE INTERNE	Approx 18mΩ
OPERATING TEMPERATURE RANGE	PLAGE DE TEMPÉRATURE	
• Discharging / Décharge		-15°~50°C (5 ~122°F)
• Charging / Charge		0°~40°C (32 ~104°F)
• Storage / Stockage		15°~40°C (5 ~104°F)
NOMINAL OPERATING TEMPERATURE	TEMPÉRATURE D'UTILISATION	25 ± 3°C (77 ± 5°F)
CAPACITY VS TEMPERATURE	CAPACITÉ SELON LA TEMPÉRATURE	40°C (104°F) 103% 25°C (77°F) 100% 0°C (32°F) 86%

Terminal

Unité : mm / Unit: inches



APPLICATIONS

UPS High rate / Onduleurs
Emergency light / Eclairage de secours
Starting system / Démarrage de groupe électrogène

Emergency backup / Alimentation de secours
High Power supply / Réserve d'énergie

TMD 1 Description, classe : UN 2800 – accumulateurs inversables remplis d'électrolyte liquide, 8, none, (E)

ADR : Not regulated

IMDG Not regulated

IATA : Exempt

Procédure TMD PROC 2 : UN 2800



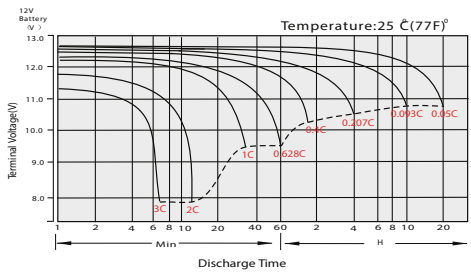
CONSTANT CURRENT DISCHARGE (AMPERES) AT 25°C
TABLE DE DÉCHARGE À COURANT ET PUISSANCE CONSTANTS (A) À 25°C

F.V/Temps	5min	10min	15min	20min	30min	45min	1h	2h	3h	4h	5h	6h	8h	10h	20h
1.85V/cell	19.6	13.9	11.7	9.92	7.41	5.50	4.40	2.62	1.95	1.58	1.33	1.15	0.911	0.753	0.415
1.80V/cell	23.4	16.0	13.1	10.9	8.11	5.93	4.73	2.80	2.07	1.67	1.40	1.21	0.961	0.793	0.425
1.75V/cell	26.1	17.4	14.1	11.6	8.45	6.15	4.90	2.88	2.12	1.70	1.43	1.23	0.978	0.806	0.434
1.70V/cell	28.5	18.8	14.8	12.1	8.77	6.36	5.04	2.96	2.17	1.74	1.45	1.25	0.992	0.816	0.439
1.67V/cell	30.9	19.8	15.4	12.5	9.06	6.56	5.20	3.01	2.22	1.76	1.48	1.27	1.003	0.825	0.443
1.60V/cell	32.6	20.6	15.9	12.8	9.32	6.72	5.31	3.08	2.25	1.80	1.50	1.29	1.013	0.832	0.446

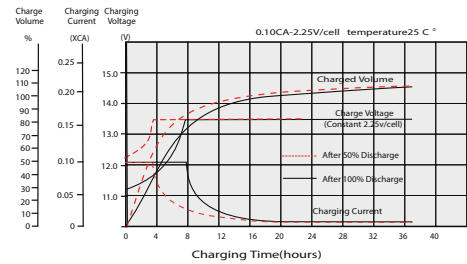
CONSTANT POWER DISCHARGE (WATTS) AT 25°C
DÉCHARGE À PUISSANCE CONSTANTE (WATTS) À 25°C

F.V/Temps	5min	10min	15min	20min	30min	45min	1h	2h	3h	4h	5h	6h	8h	10h	20h
1.85V/cell	36.9	26.4	22.4	19.2	14.5	10.8	8.67	5.18	3.88	3.15	2.67	2.32	1.83	1.52	0.839
1.80V/cell	43.6	30.2	24.9	21.1	15.8	11.6	9.28	5.53	4.10	3.32	2.80	2.43	1.93	1.59	0.855
1.75V/cell	48.4	32.7	26.7	22.2	16.3	12.0	9.61	5.67	4.18	3.36	2.83	2.45	1.95	1.61	0.869
1.70V/cell	51.9	34.8	27.7	22.9	16.8	12.3	9.79	5.77	4.26	3.41	2.86	2.48	1.96	1.62	0.872
1.67V/cell	55.5	36.2	28.4	23.4	17.2	12.5	10.0	5.83	4.31	3.44	2.89	2.49	1.97	1.63	0.874
1.60V/cell	57.2	36.7	28.9	23.6	17.4	12.7	10.1	5.92	4.34	3.48	2.92	2.52	1.98	1.64	0.876

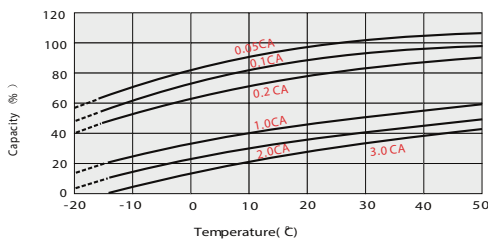
DISCHARGE CHARACTERISTICS
CARACTÉRISTIQUES DE DÉCHARGE



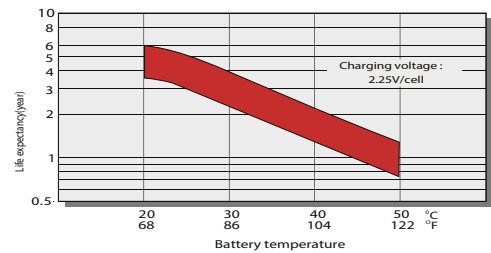
FLOAT CHARGING CHARACTERISTICS
COURANT DE DÉCHARGE ET TEMPS DE DÉCHARGE



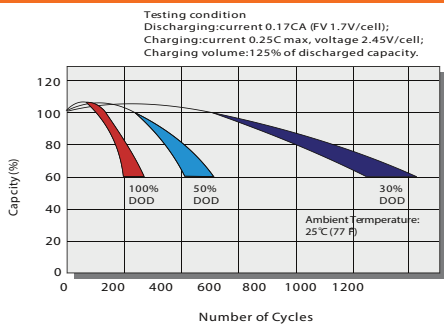
TEMPERATURE EFFECTS IN RELATION TO BATTERY CAPACITY
EFFET DE LA TEMPÉRATURE SUR LA BATTERIE



EFFECT OF TEMPERATURE ON LONG TERM FLOAT LIFE
EFFET DE LA TEMPÉRATURE SUR LA DURÉE DE VIE EN FLOATING



CYCLE LIFE IN RELATION TO DEPTH OF DISCHARGE
CYCLE DE VIE EN FONCTION DE LA PROFONDEUR DE LA DÉCHARGE



SELF DISCHARGE CHARACTERISTICS
RELATION ENTRE LA CAPACITÉ ET LE TEMPS DE STOCKAGE

