



AGM LEAD ACID BATTERY

24-12 UPS HIGH RATE M5-F



MAIN INFORMATION / INFORMATIONS GÉNÉRALES

BRAND	MARQUE	NX
TECHNOLOGY	TECHNOLOGIE	AGM Lead acid
NOMINAL VOLTAGE	TENSION NOMINALE	12V
NOMINAL CAPACITY	CAPACITÉ NOMINALE	24Ah
DIMENSIONS	DIMENSIONS	
• Length / Longueur		166 ± 2mm (6.54 inches)
• Width / Largeur		175 ± 2mm (6.89 inches)
• Height / Hauteur		125 ± 2mm (4.92 inches)
• Total height with terminals / Hauteur totale (avec cosSES)		125 ± 2mm (4.92 inches)
WEIGHT (± 4 %)	POIDS (± 4 %)	Approx 8.6 kg (19.0lbs)
TERMINAL	TYPE DE COSSES	M5-F
CASING	TYPE DE BAC	ABS
COLOR	COULEUR DE BAC	Grey top and grey case
DESIGN LIFE ACCORDING EUROBAT CLASSIFICATION	DURÉE DE VIE SELON LA CLASSIFICATION EUROBAT	3-5 years / 3-5 ans

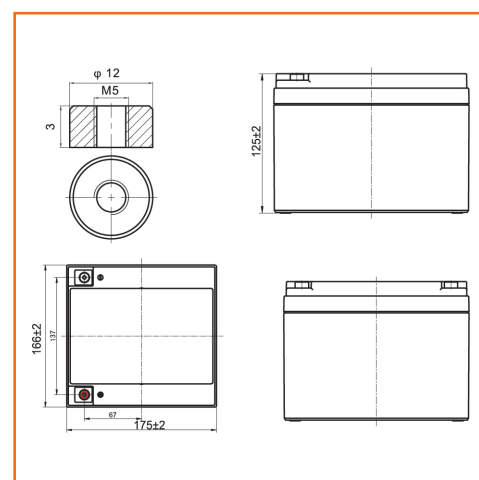


TECHNICAL INFORMATION / INFORMATIONS TECHNIQUES

CAPACITY	CAPACITÉ	25.5Ah/2.55A (10hr, 1.80V/cell, 25°C/77°F) 24.0Ah/3.00A (8hr, 1.80V/cell, 25°C/77°F) 21.8Ah/4.37A (5hr, 1.75V/cell, 25°C/77°F) 19.3Ah/6.43A (3hr, 1.75V/cell, 25°C/77°F) 16.9Ah/6.43A (1hr, 1.60V/cell, 25°C/77°F)
DISCHARGE CURRENT	COURANT DE DÉCHARGE	360A (5s)
INTERNAL RESISTANCE	RÉSISTANCE INTERNE	Approx 12mΩ
OPERATING TEMPERATURE RANGE	PLAGE DE TEMPÉRATURE	
• Discharging / Décharge		15°~50°C (5 ~122°F)
• Charging / Charge		0°~40°C (32 ~104°F)
• Storage / Stockage		-15°~40°C (5 ~104°F)
NOMINAL OPERATING TEMPERATURE	TEMPÉRATURE D'UTILISATION	25 ± 3°C (77 ± 5°F)
CAPACITY VS TEMPERATURE	CAPACITÉ SELON LA TEMPÉRATURE	40°C (104°F) 103% 25°C (77°F) 100% 0°C (32°F) 86%

Terminal

Unité : mm



APPLICATIONS

UPS / Onduleur

High power backup supply /Alimentation de secours haute puissance

Emergency Power Supply / Alimentation de secours

Starting system / Système de démarrage

Power tools / Outils électriques

Emergency lighting / Éclairage de secours

Electric starting / Démarrage électrique

TMD 1 Description, classe : UN 2800 – accumulateurs inversables remplis d'électrolyte liquide, 8, none, (E)

ADR : Not regulated

IMDG Not regulated

IATA : Exempt

Procédure TMD PROC 2 : UN 2800



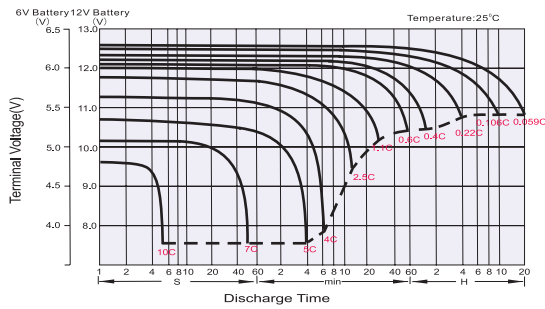
CONSTANT CURRENT DISCHARGE (AMPERES) AT 25°C
TABLE DE DÉCHARGE À COURANT ET PUISSANCE CONSTANTS (A) À 25°C

F.V/Temps	5min	10min	15min	20min	30min	45min	1h	2h	3h	4h	5h	6h	8h	10h	20h
1.85V/cell	63.9	47.1	40.0	33.3	24.3	17.6	13.9	7.96	5.83	4.71	4.00	3.51	2.87	2.42	1.41
1.80V/cell	74.6	52.8	43.9	35.6	25.8	18.5	14.6	8.40	6.18	4.96	4.20	3.68	3.00	2.52	1.43
1.75V/cell	84.2	58.2	47.9	38.7	27.4	19.6	15.4	8.81	6.43	5.17	4.37	3.79	3.08	2.58	1.45
1.70V/cell	92.7	62.8	51.24	0.9	28.7	20.4	16.0	9.11	6.64	5.32	4.47	3.90	3.14	2.62	1.47
1.67V/cell	100.5	67.1	54.0	42.6	30.0	21.1	16.5	9.38	6.80	5.42	4.56	3.95	3.18	2.66	1.48
1.60V/cell	105.7	70.3	55.8	44.0	30.9	21.6	16.9	9.55	6.91	5.52	4.65	4.03	3.22	2.70	1.49

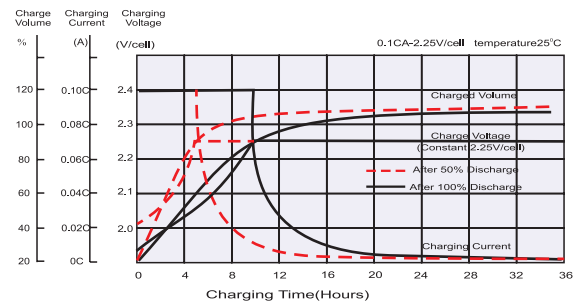
CONSTANT POWER DISCHARGE (WATTS) AT 25°C
DÉCHARGE À PUISSANCE CONSTANTE (WATTS) À 25°C

F.V/Temps	5min	10min	15min	20min	30min	45min	1h	2h	3h	4h	5h	6h	8h	10h	20h
1.85V/cell	118.8	88.4	75.8	63.6	46.8	34.1	27.1	15.6	11.5	9.35	7.98	7.02	5.76	4.87	2.84
1.80V/cell	137.3	98.5	82.8	67.8	49.5	35.8	28.3	16.4	12.2	9.82	8.34	7.35	6.01	5.06	2.88
1.75V/cell	153.2	107.6	89.9	73.3	52.3	37.6	29.8	17.2	12.6	10.2	8.67	7.55	6.15	5.17	2.91
1.70V/cell	166.8	115.1	95.4	77.1	54.6	39.0	30.9	17.7	13.0	10.5	8.84	7.74	6.25	5.23	2.94
1.67V/cell	178.9	121.9	99.8	79.8	56.7	40.2	31.8	18.2	13.3	10.6	8.99	7.82	6.32	5.29	2.95
1.60V/cell	185.0	126.1	102.1	81.7	58.0	41.0	32.5	18.5	13.5	10.8	9.13	7.94	6.38	5.35	2.97

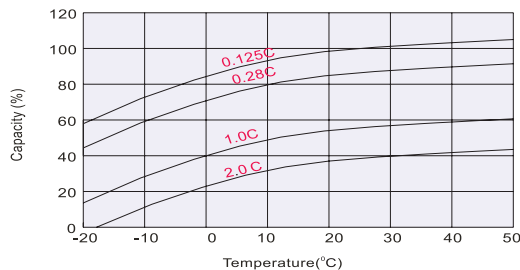
DISCHARGE CHARACTERISTICS
CARACTÉRISTIQUES DE DÉCHARGE



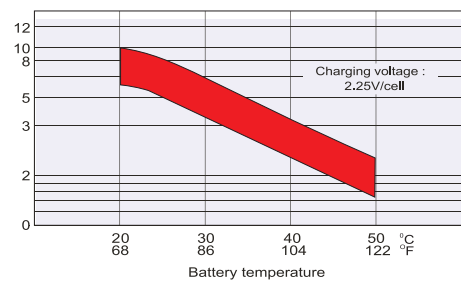
FLOAT CHARGING CHARACTERISTICS
COURANT DE DÉCHARGE ET TEMPS DE DÉCHARGE



TEMPERATURE EFFECTS IN RELATION TO BATTERY CAPACITY
EFFET DE LA TEMPÉRATURE SUR LA BATTERIE



EFFECT OF TEMPERATURE ON LONG TERM FLOAT LIFE
EFFET DE LA TEMPÉRATURE SUR LA DURÉE DE VIE EN FLOATING



CYCLE LIFE IN RELATION TO DEPTH OF DISCHARGE
CYCLE DE VIE EN FONCTION DE LA PROFONDEUR DE LA DÉCHARGE

