



AGM LEAD ACID BATTERY

45-12 UPS HIGH RATE FR M5-F



MAIN INFORMATION / INFORMATIONS GÉNÉRALES

BRAND	MARQUE	NX
TECHNOLOGY	TECHNOLOGIE	AGM Lead acid
NOMINAL VOLTAGE	TENSION NOMINALE	12V
NOMINAL CAPACITY	CAPACITÉ NOMINALE	45Ah
DIMENSIONS	DIMENSIONS	
• Length / Longueur		197 ± 2mm (7.76 inches)
• Width / Largeur		165 ± 2mm (6.50 inches)
• Height / Hauteur		170 ± 2mm (6.69 inches)
• Total height with terminals / Hauteur totale (avec cosse)		170 ± 2mm (6.69 inches)
WEIGHT (± 4 %)	POIDS (± 4 %)	Approx 14.2 kg (31.3lbs)
TERMINAL	TYPE DE COSSES	M6-F
CASING	TYPE DE BAC	ABS (UL94 V-0)
COLOR	COULEUR DE BAC	Grey top and grey case
DESIGN LIFE ACCORDING	DURÉE DE VIE SELON	10-12 years / 10-12 ans
EUROBAT CLASSIFICATION	LA CLASSIFICATION EUROBAT	

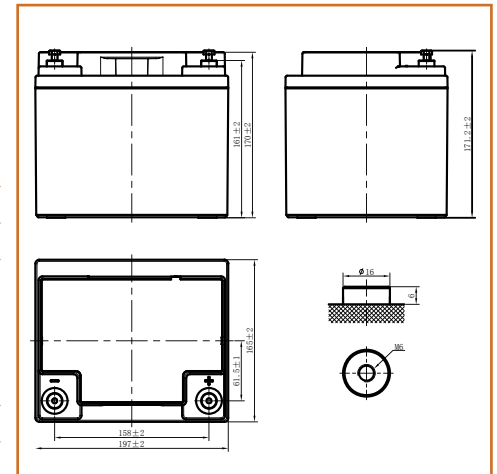


TECHNICAL INFORMATION / INFORMATIONS TECHNIQUES

CAPACITY	CAPACITÉ	45.0Ah (10hr, 4.50A, 1.80V/cell) 41.8Ah (8hr, 5.23A, 1.80V/cell) 39.6Ah (5hr, 7.92A, 1.75V/cell) 36.0Ah (3hr, 12.0A, 1.75V/cell) 29.0Ah (1hr, 29.0A, 1.67V/cell)
DISCHARGE CURRENT	COURANT DE DÉCHARGE	540A
INTERNAL RESISTANCE	RÉSISTANCE INTERNE	Approx 9.0mΩ
OPERATING TEMPERATURE RANGE	PLAGE DE TEMPÉRATURE	
• Discharging / Décharge		-20°~55°C (4 ~131°F)
• Charging / Charge		0°~40°C (32 ~104°F)
• Storage / Stockage		-15°~50°C (5 ~122°F)
NOMINAL OPERATING TEMPERATURE	TEMPÉRATURE D'UTILISATION	25 ± 3°C (77 ± 5°F)
CAPACITY VS TEMPERATURE	CAPACITÉ SELON LA TEMPÉRATURE	40°C (104°F) 106% 25°C (77°F) 100% 0°C (32°F) 86%

Terminal

Unité : mm / Unit: inches



APPLICATIONS

UPS / Onduleur

Hospitals & Testing Laboratories / Hôpitaux et laboratoires d'essais

Emergency Power Supply / Alimentation de secours

Industrial Process Control Facilities / Installations de contrôle de processus industriels

Banks & Financial Markets / Banques et marchés financiers

Data & Network Operation Centers / Centres d'exploitation de données et de réseau

TMD 1 Description, classe : UN 2800 – accumulateurs inversables remplis d'électrolyte liquide, 8, none, (E)	
ADR : Not regulated	IMDG Not regulated
IATA : Exempt	Procédure TMD PROC 2 : UN 2800



www.enix-energies.com • Date: 2021-07-15

1 / 2

OUTLINE SAFETY WARNING: USE ONLY WITHIN THE ALLOWED PARAMETERS. Do not short circuit or over-load the battery. Charge only using an approved charger designed specifically to charge this battery. Do not heat above maximum temperatures indicated. Never crush, mutilate, puncture or abuse the battery. Do not dismantle the pack or disable any of the protective devices or circuits. DO NOT USE THE BATTERY IF YOU SUSPECT IT MAY BE FAULTY OR DAMAGED.

© Copyright Enix Energies 2005. NB: This document and the product design are the intellectual property of Enix Energies. No document or design may be copied or used for commercial purposes without written permission of Enix Energies. Users must satisfy themselves, by means of testing etc, that products are suitable for their application. Data in this document is for general guidance only; consult cell manufacturers data for definitive information. Information is given free of charge and in good faith, but no responsibility can be accepted for any errors or omission or costs or losses or liabilities arising from the use of this information. All business is conducted to Enix Energies terms and conditions only.

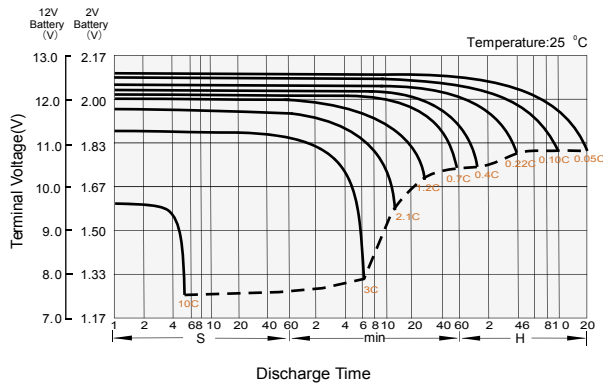
CONSTANT CURRENT DISCHARGE (AMPERES) AT 25°C
TABLE DE DÉCHARGE À COURANT ET PUISSANCE CONSTANTS (A) À 25°C

F.V/Temps	5min	10min	15min	20min	30min	45min	1h	1.5h	2h	3h	4h	5h	8h	10h
1.85V/cell	95.7	76.4	66.3	52.1	36.8	31.8	24.9	18.5	14.9	11.1	8.76	7.41	5.12	4.38
1.80V/cell	108.8	86.7	75.1	58.9	41.5	33.7	26.5	19.6	15.7	11.6	9.08	7.70	5.23	4.50
1.75V/cell	118.2	94.1	81.3	63.6	44.6	35.0	27.6	20.4	16.3	12.0	9.38	7.92	5.28	4.52
1.70V/cell	126.4	100.3	86.3	67.4	47.3	36.1	28.3	20.9	16.7	12.2	9.61	8.10	5.36	4.55
1.67V/cell	130.8	103.5	88.8	69.3	48.4	37.1	29.0	21.5	17.1	12.5	9.74	8.21	5.42	4.62
1.60V/cell	135.4	107.0	91.6	71.0	49.6	37.8	29.5	21.9	17.5	12.8	10.0	8.37	5.45	4.64

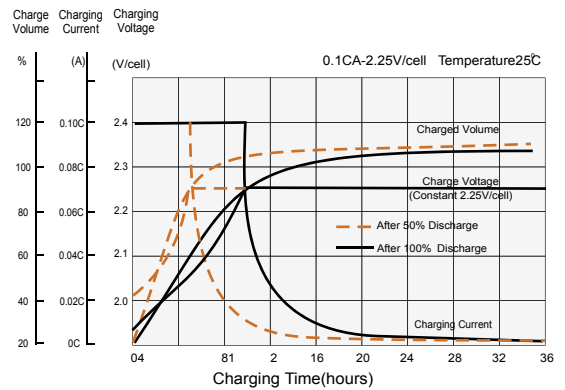
CONSTANT POWER DISCHARGE (WATTS) AT 25°C
DÉCHARGE À PUISSANCE CONSTANTE (WATTS) À 25°C

F.V/Temps	5min	10min	15min	20min	30min	45min	1h	2h	3h	4h	5h	6h	8h	10h
1.85V/cell	178.8	143.8	125.4	99.1	70.2	61.1	48.2	35.8	28.9	21.6	17.2	14.6	10.2	8.70
1.80V/cell	200.0	160.8	140.3	110.9	78.6	64.3	51.0	37.9	30.5	22.5	17.8	15.1	10.3	8.94
1.75V/cell	213.4	171.6	149.8	118.3	83.9	66.5	52.8	39.2	31.5	23.3	18.3	15.5	10.4	8.96
1.70V/cell	224.4	180.4	157.4	124.4	88.2	68.1	53.8	40.0	32.1	23.7	18.6	15.8	10.6	9.02
1.67V/cell	228.0	183.4	160.0	126.4	89.6	69.6	55.0	40.8	32.8	24.1	18.8	15.9	10.7	9.14
1.60V/cell	231.2	185.9	162.2	128.2	90.9	70.1	55.6	41.3	33.2	24.5	19.2	16.2	10.7	9.18

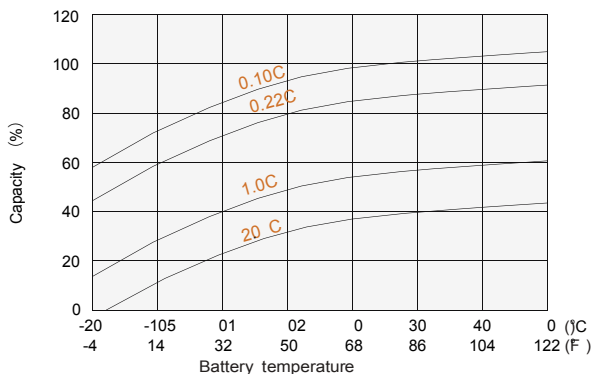
DISCHARGE CHARACTERISTICS
CARACTÉRISTIQUES DE DÉCHARGE



FLOAT CHARGING CHARACTERISTICS
COURANT DE DÉCHARGE ET TEMPS DE DÉCHARGE



TEMPERATURE EFFECTS IN RELATION TO BATTERY CAPACITY
EFFET DE LA TEMPÉRATURE SUR LA BATTERIE



EFFECT OF TEMPERATURE ON LONG TERM FLOAT LIFE
EFFET DE LA TEMPÉRATURE SUR LA DURÉE DE VIE EN FLOATING

