



# AGM LEAD ACID BATTERY

## 4.5-6 General Purpose F4.8



### MAIN INFORMATION / INFORMATIONS GÉNÉRALES

<b>BRAND / MARQUE</b>	NX
<b>TECHNOLOGY / TECHNOLOGIE</b>	AGM Lead acid
<b>NOMINAL VOLTAGE / TENSION NOMINALE</b>	6V
<b>NOMINAL CAPACITY / CAPACITÉ NOMINALE</b>	4.5Ah (20hr)
<b>DIMENSIONS / DIMENSIONS</b>	
• <b>Length / Longueur</b>	70 ± 1mm (2.76 inches)
• <b>Width / Largeur</b>	47 ± 1mm (1.85 inches)
• <b>Height / Hauteur</b>	100 ± 2mm (3.94 inches)
• <b>Total height with terminals / Hauteur totale (avec cosse)</b>	106 ± 2mm (4.17 inches)
<b>WEIGHT (± 4 %) / POIDS (± 4%)</b>	Approx. 0.81 kg (1.79 lbs)
<b>TERMINAL / TYPE DE COSSES</b>	F4.8 = FASTON 4.8
<b>CASING / TYPE DE BAC</b>	UL94 HB (Standard ABS)
<b>COLOR / COULEUR DE BAC</b>	Black top and black case

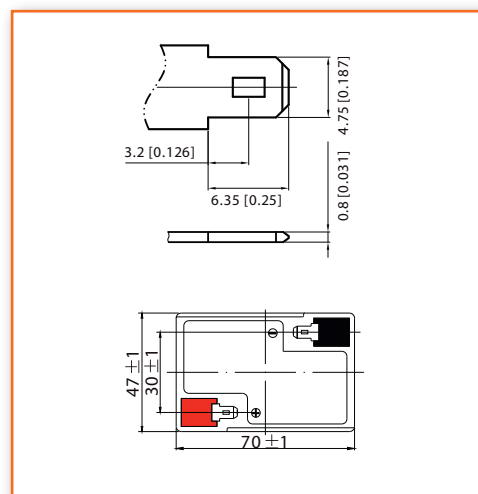


### TECHNICAL INFORMATION / INFORMATIONS TECHNIQUES

<b>CAPACITY / CAPACITÉ</b>	4.50 Ah / 0.225A (20hr, 1.80V/cell, 25°C/77°F) 4.19 Ah / 0.419A (10hr, 1.80V/cell, 25°C/77°F) 3.78 Ah / 0.756A (5hr, 1.75V/cell, 25°C/77°F) 3.30 Ah / 1.10A (3hr, 1.75V/cell, 25°C/77°F) 2.73Ah / 2.73A (1hr, 1.60V/cell, 25°C/77°F)
<b>DISCHARGE CURRENT / COURANT DE DÉCHARGE</b>	67.5A (5S)
<b>INTERNAL RESISTANCE / RÉSISTANCE INTERNE</b>	Approx 25mΩ
<b>OPERATING TEMPERATURE RANGE / PLAGES DE TEMPÉRATURE</b>	
• <b>Discharging / Décharge</b>	-15°~50°C (5 ~122°F)
• <b>Charging / Charge</b>	0°~40°C (32 ~104°F)
• <b>Storage / Stockage</b>	-15°~40°C (5 ~104°F)
<b>NOMINAL OPERATING TEMPERATURE / TEMPÉRATURE D'UTILISATION</b>	25 ± 3°C (77 ± 5°F)
<b>CAPACITY VS TEMPERATURE / CAPACITÉ SELON LA TEMPÉRATURE</b>	40°C (104°F) 103% 25°C (77°F) 100% 0°C (32°F) 86%

#### Terminal

Unité : mm / Unit: inches



### APPLICATIONS

All purpose / Tout usage

UPS / Onduleur

Emergency light / Éclairage de secours

Railway signal / Signalisation ferroviaire

Alarm and security system / Alarme et sécurité

Aircraft signal / Signal d'avion

Electronic devices and equipment / Appareils et équipements électroniques

Emergency backup / Alimentation de secours

Power supply / Réserve d'énergie

<b>TMD 1 Description, classe : UN 2800 – accumulateurs inversables remplis d'électrolyte liquide, 8, none, (E)</b>	
<b>ADR : Not regulated</b>	<b>IMDG Not regulated</b>
<b>IATA : Exempt</b>	<b>Procédure TMD PROC 2 : UN 2800</b>



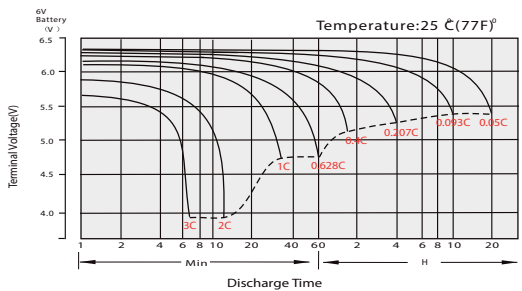
**CONSTANT CURRENT DISCHARGE (AMPERES) AT 25°C**  
**TABLE DE DÉCHARGE À COURANT ET PUISSANCE CONSTANTS (A) À 25°C**

F.V/Temps	5min	10min	15min	20min	30min	45min	1h	2h	3h	4h	5h	6h	8h	10h	20h
1.85V/cell	8.64	6.02	4.97	4.31	3.46	2.66	2.17	1.33	1.01	0.831	0.706	0.611	0.486	0.404	0.223
1.80V/cell	10.6	7.19	5.76	4.87	3.83	2.90	2.34	1.41	1.06	0.874	0.736	0.638	0.504	0.419	0.225
1.75V/cell	12.6	8.13	6.35	5.31	4.09	3.08	2.46	1.47	1.10	0.901	0.756	0.654	0.518	0.427	0.227
1.70V/cell	14.3	8.96	6.88	5.70	4.29	3.20	2.57	1.53	1.14	0.924	0.775	0.670	0.525	0.434	0.231
1.65V/cell	15.7	9.64	7.27	5.98	4.47	3.32	2.67	1.58	1.17	0.943	0.792	0.683	0.534	0.440	0.234
1.60V/cell	16.5	10.0	7.58	6.17	4.60	3.40	2.73	1.63	1.19	0.966	0.808	0.696	0.545	0.447	0.236

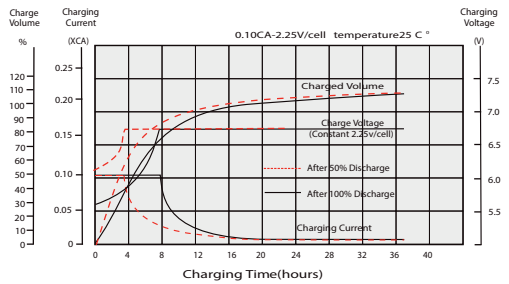
**CONSTANT POWER DISCHARGE (WATTS) AT 25°C**  
**DÉCHARGE À PUISSANCE CONSTANTE (WATTS) À 25°C**

F.V/Temps	5min	10min	15min	20min	30min	45min	1h	2h	3h	4h	5h	6h	8h	10h	20h
1.85V/cell	16.3	11.5	9.55	8.35	6.74	5.21	4.28	2.63	2.01	1.66	1.41	1.23	0.977	0.815	0.450
1.80V/cell	19.8	13.6	11.0	9.37	7.41	5.65	4.58	2.78	2.10	1.73	1.46	1.27	1.01	0.838	0.452
1.75V/cell	23.2	15.2	12.0	10.1	7.86	5.96	4.80	2.88	2.16	1.78	1.49	1.30	1.03	0.849	0.453
1.70V/cell	26.0	16.6	12.9	10.8	8.20	6.16	4.97	2.98	2.22	1.81	1.52	1.32	1.04	0.858	0.459
1.65V/cell	28.3	17.6	13.4	11.2	8.48	6.36	5.15	3.05	2.27	1.84	1.55	1.34	1.05	0.866	0.463
1.60V/cell	29.2	18.1	13.9	11.4	8.62	6.44	5.22	3.13	2.31	1.87	1.57	1.36	1.07	0.876	0.464

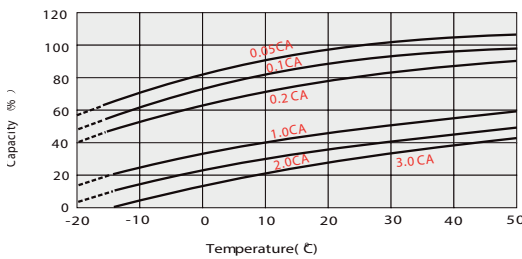
**DISCHARGE CHARACTERISTICS**  
**CARACTÉRISTIQUES DE DÉCHARGE**



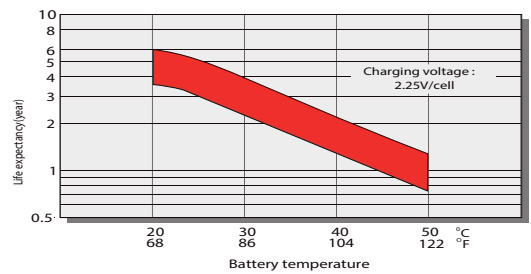
**FLOAT CHARGING CHARACTERISTICS**  
**CARACTÉRISTIQUES DE CHARGE EN FLOATING**



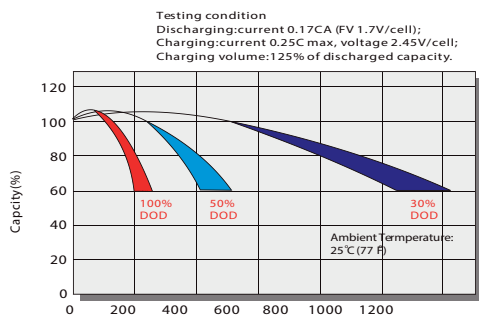
**TEMPERATURE EFFECTS IN RELATION TO BATTERY CAPACITY**  
**EFFET DE LA TEMPÉRATURE SUR LA BATTERIE**



**EFFECT OF TEMPERATURE ON LONG TERM FLOAT LIFE**  
**EFFET DE LA TEMPÉRATURE SUR LA DURÉE DE VIE EN FLOATING**



**CYCLE LIFE IN RELATION TO DEPTH OF DISCHARGE**  
**CYCLE DE VIE EN FONCTION DE LA PROFONDEUR DE LA DÉCHARGE**



**SELF DISCHARGE CHARACTERISTICS**  
**RELATION ENTRE LA CAPACITÉ ET LE TEMPS DE STOCKAGE**

