



AGM LEAD ACID BATTERY

BATTERIE PLOMB AGM

12V 100AH M8-F

MAIN INFORMATION / INFORMATIONS GÉNÉRALES

BRAND	MARQUE	NX
TECHNOLOGY	TECHNOLOGIE	AGM Lead acid
VOLTAGE	TENSION	12V
NOMINAL CAPACITY (25°C)	CAPACITÉ NOMINALE (25°C)	
• Ah (C20; 1,8V/cell)		100 Ah
• 20HR, 1.80V/CELL,25°C/75°F		105 AH / 5.25A
• 10HR, 1.80V/CELL,25°C/75°F		100 AH / 10A
• 5HR, 1.75V/CELL,25°C/75°F		87 AH / 17.4A
• 3HR, 1.75V/CELL,25°C/75°F		77.4 AH / 25.8A
• 1HR, 1.60V/CELL,25°C/75°F		61.1 AH / 61.1A
CASING	TYPE DE BAC	ABS
TERMINAL	TYPE DE COSSES	F12 (M8-F)
DESIGN LIFE	DURÉE DE VIE ESTIMÉE (25°C)	12 ans
WEIGHT (±4%)	POIDS (±4%)	28,5 kg (61,8lbs)
DIMENSIONS	DIMENSIONS	
• Length / Longueur		328 mm (129,14 inches)
• Width / Largeur		172 mm (67,72 inches)
• Height / Hauteur		215 mm (84,65 inches)
• Total height with terminals / Hauteur totale (avec cosSES)		220 mm (88,62 inches)
OPERATING TEMP. RANGE	PLAGE DE TEMPÉRATURE	
• Discharge / Décharge		-20°C - +60°C
• Charge / Charge		0°C - +50°C
• Storage / Stockage		-20°C - +60°C
• Nominal Operating Temperature / Température d'utilisation		25±5°C (77±9°F)
INTERNAL RESISTANCE	RÉSISTANCE INTERNE (25°C)	Approx. 5,5 mΩ
MAX CHARGING CURRENT	COURANT DE CHARGE MAX	30A
CHARGE VOLTAGE (25°C)	TENSION DE CHARGE (25°C)	
• Standby use / Utilisation en standby		13,6V~13,8V at 25°C (77°F) Temp. Coefficient -3mV/°C
• Equalization use / Charge d'équilibrage		14,6V~14,8V at 25°C (77°F) Temp. Coefficient -4mV/°C



CAUTION / AVERTISSEMENT

Operation in any orientation except permanently inverted.
 Continuous use of the battery in a permanently inverted position may adversely affect battery life and performance.
 End-of-life NX batteries must be recycled in accordance with current legislation.

Fonctionnement dans n'importe quel sens sauf en utilisation inversée continue.
 L'utilisation continue de la batterie en position inversée peut impacter négativement sa durée de vie et ses performances.
 Les batteries NX en fin de vie doivent être recyclées selon la législation en vigueur.

APPLICATIONS*

* Non exhaustive list / Liste non-exhaustive

- UPS and EPS
- Emergency light

- Medical equipment
- Alarm and security system

- UPS et EPS
- Éclairage d'urgence
- Équipement médical

- Système d'alarme et de sécurité



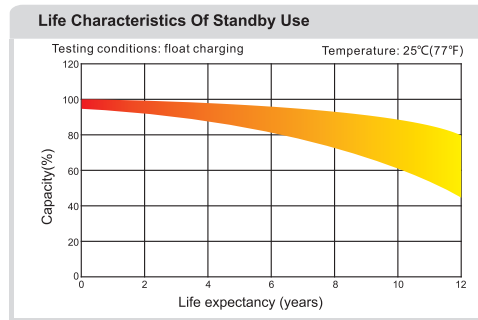
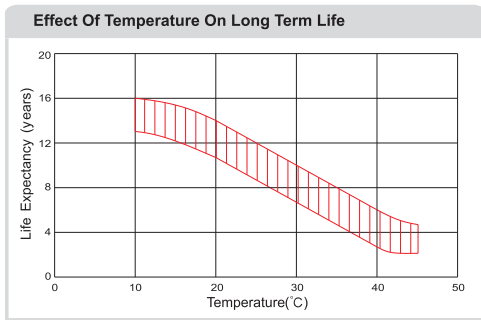
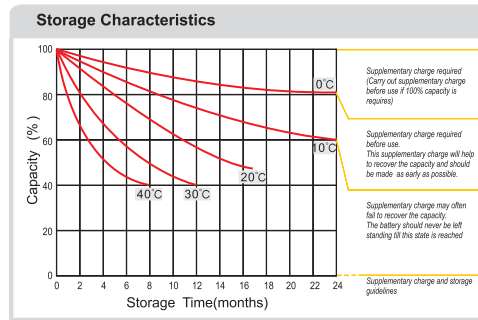
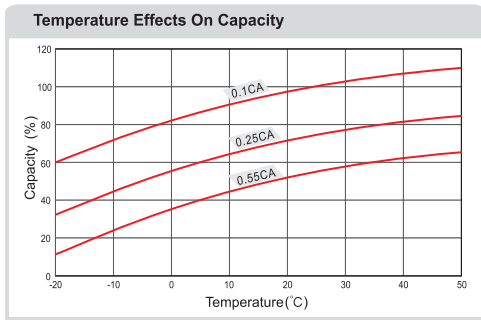
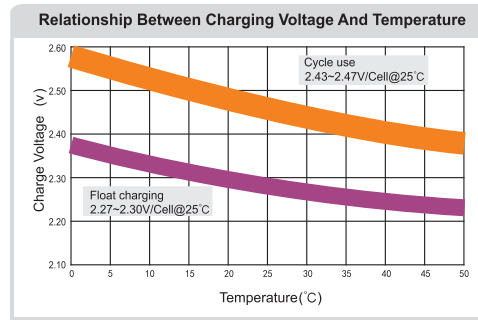
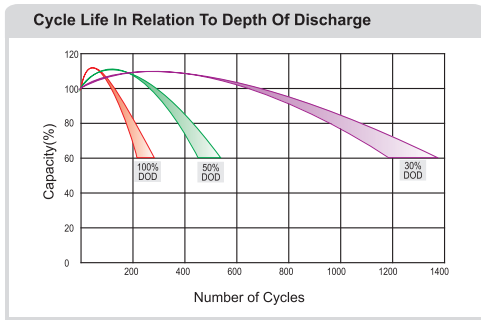
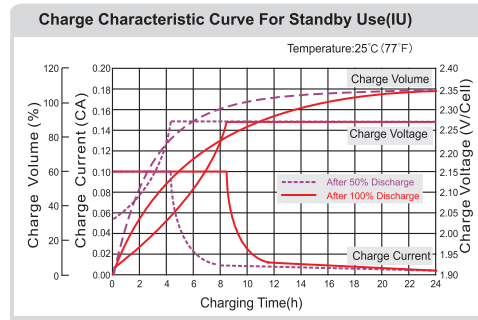
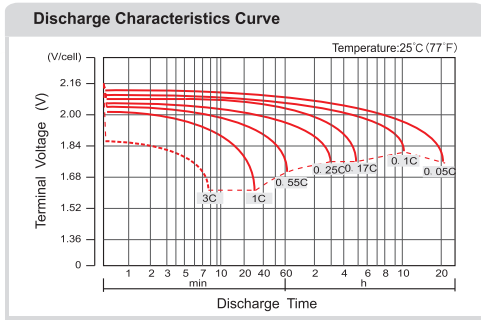
Constant Current Discharge Characteristics : A (25°C)

F.V/Time	10MIN	15MIN	30MIN	1HR	2HR	3HR	4HR	5HR	8HR	10HR	20HR
1.60V	231.9	185.4	109.5	61.1	36.4	28.2	22.2	18.9	12.7	10.5	5.52
1.65V	219.1	177.3	105.1	59.0	35.2	27.3	21.6	18.4	12.5	10.4	5.43
1.70V	201.7	166.0	100.5	57.1	34.1	26.6	21.0	17.9	12.3	10.3	5.36
1.75V	184.6	154.5	96.0	55.0	32.9	25.8	20.4	17.4	12.2	10.1	5.30
1.80V	167.1	142.7	91.8	52.9	31.7	25.0	19.9	17.0	12.0	10.0	5.25
1.85V	136.6	118.4	79.1	47.4	29.1	23.1	18.5	15.9	11.2	9.41	4.98

Constant Power Discharge Characteristics : W/Cell (25°C)

F.V/Time	10MIN	15MIN	30MIN	1HR	2HR	3HR	4HR	5HR	8HR	10HR	20HR
1.60V	394.1	324.1	198.9	114.8	69.0	53.9	42.6	36.4	24.8	20.7	10.9
1.65V	379.6	314.5	193.0	111.5	67.1	52.4	41.6	35.6	24.5	20.5	10.7
1.70V	355.9	298.9	186.3	108.6	65.3	51.2	40.6	34.8	24.2	20.2	10.6
1.75V	331.6	282.2	179.9	105.2	63.3	49.9	39.7	34.0	23.9	20.0	10.5
1.80V	305.4	264.3	173.7	101.8	61.3	48.6	38.7	33.2	23.6	19.8	10.4
1.85V	254.1	222.4	151.1	91.9	56.5	45.1	36.1	31.1	22.2	18.6	9.87

(Note) The above characteristics data are average values obtained within three charge/discharge cycle not the minimum values. The battery must be fully charged before the capacity test. The C₁₀ should reach 95% after the first cycle and 100% after the third cycle.



(Note) All above information shall be changed without prior notice, Ritlar reserves the right to explain and update the latest information.

OUTLINE SAFETY WARNING: USE ONLY WITH IN THE ALLOWED PARAMETERS. Do not short circuit or over-load the battery. Charge only using an approved charger designed specifically to charge this battery. Do not heat above maximum temperatures indicated. Never crush, mutilate, puncture or abuse the battery. Do not dismantle the pack or disable any of the protective devices or circuits. DO NOT USE THE BATTERY IF YOU SUSPECT IT MAY BE FAULTY OR DAMAGED.

© Copyright Enix Energies 2005. NB: This document and the product design are the intellectual property of Enix Energies. No document or design may be copied or used for commercial purposes without written permission of Enix Energies. Users must satisfy themselves, by means of testing etc, that products are suitable for their application. Data in this document is for general guidance only; consult cell manufacturers data for definitive information. Information is given free of charge and in good faith, but no responsibility can be accepted for any errors or omission or costs or losses or liabilities arising from the use of this information. All business is conducted to Enix Energies terms and conditions only.