



AGM LEAD ACID BATTERY

BATTERIE PLOMB AGM

4.5-12 General Purpose FR F4.8

MAIN INFORMATION / INFORMATIONS GÉNÉRALES

BRAND / MARQUE	NX
TECHNOLOGY / TECHNOLOGIE	AGM Lead acid
NOMINAL VOLTAGE / TENSION NOMINALE	12V
NOMINAL CAPACITY / CAPACITÉ NOMINALE (C ₂₀ , 1.75V/cell)	4.5Ah
DIMENSIONS / DIMENSIONS	
• Length / Longueur	90mm ± 1mm (3.54 inches)
• Width / Largeur	70mm ± 1mm (2.76 inches)
• Height / Hauteur	101mm ± 2mm (3.98 inches)
• Total height with terminals / Hauteur totale (avec cosse)	107mm ± 2mm (4.21 inches)
WEIGHT (± 4%) / POIDS (± 4%)	1.39 Kg (3.06 lbs)
TERMINAL / TYPE DE COSSES	F 4.8 = FASTON 4.8
CASING / TYPE DE BAC	UL94 V-0 (Flame retardant)

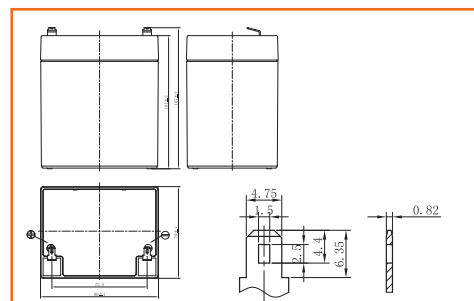


TECHNICAL INFORMATION / INFORMATIONS TECHNIQUES

CAPACITY / CAPACITÉ	4.50Ah (20hr, 0.225A, 1.75V/cell)
	4.19Ah (10hr, 0.419A, 1.75V/cell)
	3.83Ah (5hr, 0.765A, 1.75V/cell)
	3.39Ah (3hr, 1.13A, 1.75V/cell)
	2.66Ah (1hr, 2.66A, 1.60V/cell)
DISCHARGE CURRENT / COURANT DE DÉCHARGE	75A (5s)
INTERNAL RESISTANCE / RÉSISTANCE INTERNE	Approx 48mΩ
OPERATING TEMPERATURE RANGE / PLAGE DE TEMPÉRATURE	
• Discharging / Décharge	-15~50°C (5~122°F)
• Charging / Charge	-20~40°C (-4~104°F)
• Storage / Stockage	-15~40°C (5~104°F)
NOMINAL OPERATING TEMPERATURE / TEMPÉRATURE D'UTILISATION	25 ± 3°C (77 ± 5°F)
CAPACITY VS TEMPERATURE / CAPACITÉ SELON LA TEMPÉRATURE	40°C (104°F) 103%
	25°C (77°F) 100%
	0°C (32°F) 86%

Terminal

Unité : mm / Unit: inches



APPLICATIONS / APPLICATIONS

All purpose / Tout usage	Aircraft signal / Signal d'avion
UPS / Onduleur	Electronic devices and equipment / Appareils et équipements électroniques
Emergency light / Éclairage de secours	Emergency backup / Alimentation de secours
Railway signal / Signalisation ferroviaire	Power supply / Réserve d'énergie
Alarm and security system / Alarme et sécurité	



CONSTANT CURRENT DISCHARGE CHARACTERISTICS / CARACTÉRISTIQUES DE DÉCHARGE À COURANT CONSTANT

FV/Time	5min	10min	15min	20min	30min	45min	1h	1.5h	2h	3h	4h	5h	6h	8h	10h	20h
1.85V/cell	11.3	8.26	6.55	5.35	4.07	2.99	2.44	1.84	1.53	1.09	0.876	0.744	0.637	0.500	0.409	0.220
1.80V/cell	12.2	8.69	6.81	5.51	4.17	3.04	2.48	1.87	1.56	1.11	0.888	0.755	0.645	0.507	0.413	0.222
1.75V/cell	13.1	9.10	7.06	5.68	4.27	3.11	2.53	1.90	1.58	1.13	0.900	0.765	0.653	0.513	0.419	0.225
1.70V/cell	14.1	9.50	7.31	5.84	4.37	3.16	2.57	1.94	1.61	1.14	0.910	0.775	0.662	0.519	0.424	0.227
1.67V/cell	14.8	9.80	7.46	5.95	4.43	3.20	2.60	1.95	1.62	1.15	0.920	0.780	0.667	0.523	0.427	0.229
1.60V/cell	16.0	10.40	7.80	6.17	4.56	3.29	2.66	2.00	1.66	1.17	0.940	0.795	0.679	0.532	0.433	0.231

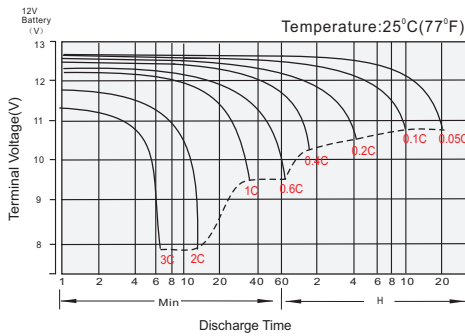
Units: Amperes (25°C, 77°F)

CONSTANT POWER DISCHARGE CHARACTERISTICS / CARACTÉRISTIQUES DE DÉCHARGE À PUISSANCE CONSTANTE

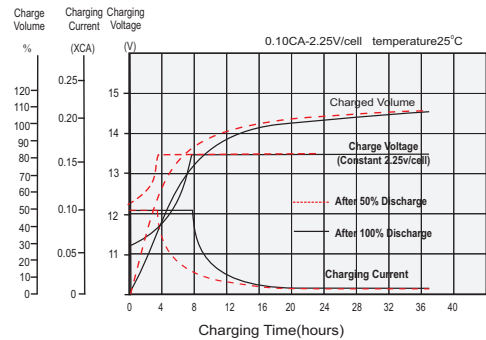
FV/Time	5min	10min	15min	20min	30min	45min	1h	1.5h	2h	3h	4h	5h	6h	8h	10h	20h
1.85V/cell	21.3	15.8	12.6	10.3	7.86	5.79	4.74	3.59	3.01	2.15	1.73	1.47	1.26	0.990	0.812	0.489
1.80V/cell	23.0	16.5	13.1	10.5	8.02	5.89	4.82	3.65	3.04	2.18	1.75	1.49	1.28	1.01	0.821	0.494
1.75V/cell	24.7	17.2	13.4	10.8	8.18	5.98	4.89	3.69	3.09	2.21	1.76	1.50	1.29	1.02	0.831	0.499
1.70V/cell	26.4	17.9	13.9	11.1	8.33	6.07	4.96	3.74	3.12	2.23	1.79	1.52	1.31	1.03	0.840	0.504
1.67V/cell	27.4	18.4	14.0	11.3	8.42	6.13	5.00	3.77	3.15	2.25	1.80	1.53	1.31	1.04	0.845	0.507
1.60V/cell	29.5	19.3	14.6	11.6	8.63	6.26	5.09	3.83	3.20	2.29	1.83	1.56	1.33	1.05	0.858	0.515

Units: Amperes (25°C, 77°F)

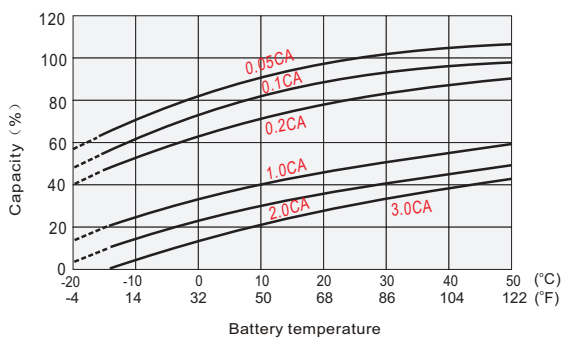
**DISCHARGE CHARACTERISTICS (25°C)
CARACTÉRISTIQUES DE DÉCHARGE**



**FLOAT CHARGING CHARACTERISTICS
CARACTÉRISTIQUES DE CHARGE EN FLOATING**



**TEMPERATURE EFFECTS IN RELATION TO BATTERY CAPACITY
EFFETS DE LA TEMPÉRATURE SUR LA CAPACITÉ DE LA BATTERIE**



**EFFECT OF TEMPERATURE ON LONG TERM FLOAT LIFE
EFFET DE LA TEMPÉRATURE SUR LA DURÉE DE VIE EN FLOATING À LONG TERME**

