



AGM LEAD ACID BATTERY

BATTERIE PLOMB AGM

18-12 General Purpose FR M6-M

MAIN INFORMATION / INFORMATIONS GÉNÉRALES

BRAND / MARQUE	NX
TECHNOLOGY / TECHNOLOGIE	AGM Lead acid
NOMINAL VOLTAGE / TENSION NOMINALE	12V
NOMINAL CAPACITY / CAPACITÉ NOMINALE (C₂₀, 1.75V/cell)	18Ah
DIMENSIONS / DIMENSIONS	
• Length / Longueur	181.5 ± 2mm (7.14 inches)
• Width / Largeur	76.5 ± 1mm (3.01 inches)
• Height / Hauteur	167.5 ± 2mm 5 (6.59 inches)
• Total height with terminals / Hauteur totale (avec cosse)	167.5 ± 2mm (6.59 inches)
WEIGHT (± 4 %) / POIDS (± 4 %)	Approx 5.35kg (11.8lbs)
TERMINAL / TYPE DE COSSES	M6-M = M6 MALE
CASING / TYPE DE BAC	UL94 V-0 (Flame retardant)

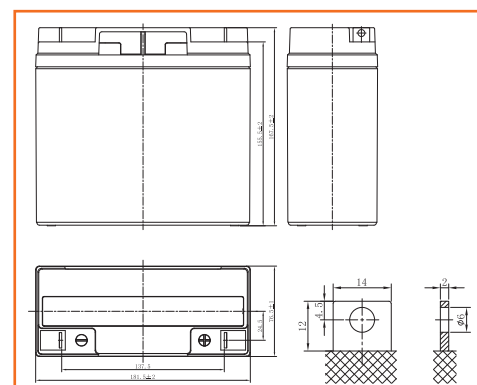


TECHNICAL INFORMATION / INFORMATIONS TECHNIQUES

CAPACITY / CAPACITÉ	18.0Ah/0.900A (20hr,1.75V/cell,25°C/77°F) 17.0Ah/1.70A (10hr,1.75V/cell,25°C/77°F) 15.5Ah/3.10A (5hr,1.75V/cell,25°C/77°F) 13.8Ah/4.59A (3hr,1.75V/cell,25°C/77°F) 11.8Ah/11.8A (1hr,1.60V/cell,25°C/77°F)
DISCHARGE CURRENT / COURANT DE DÉCHARGE	270A (5s)
INTERNAL RESISTANCE / RÉSISTANCE INTERNE	Approx 16mΩ
OPERATING TEMPERATURE RANGE / PLAGES DE TEMPÉRATURE	
• Discharging / Décharge	-15°~50°C (5 ~122°F)
• Charging / Charge	-20°~40°C (-4 ~104°F)
• Storage / Stockage	-15°~40°C (5 ~104°F)
NOMINAL OPERATING TEMPERATURE / TEMPÉRATURE D'UTILISATION	25 ± 3°C (77 ± 5°F)
CAPACITY VS TEMPERATURE / CAPACITÉ SELON LA TEMPÉRATURE	40°C (104°F) 103% 25°C (77°F) 100% 0°C (32°F) 86%

Terminal

Unité : mm / Unit: inches



APPLICATIONS

All purpose / Tout usage

UPS / Onduleur

Emergency light / Éclairage de secours

Railway signal / Signalisation ferroviaire

Alarm and security system / Alarme et sécurité

Aircraft signal / Signal d'avion

Electronic devices and equipment / Appareils et équipements électroniques

Emergency backup / Alimentation de secours

Power supply / Réserve d'énergie



CONSTANT CURRENT DISCHARGE CHARACTERISTICS / CARACTÉRISTIQUES DE DÉCHARGE À COURANT CONSTANT

FV/Time	5min	10min	15min	20min	30min	45min	1h	1.5h	2h	3h	4h	5h	6h	8h	10h	20h
1.85V/cell	54.7	37.5	29.2	24.0	17.9	13.1	10.7	7.84	6.16	4.45	3.54	3.02	2.58	2.03	1.66	0.880
1.80V/cell	58.9	39.8	30.6	25.0	18.4	13.4	11.0	8.00	6.28	4.52	3.59	3.06	2.62	2.06	1.69	0.890
1.75V/cell	62.0	41.4	31.7	25.7	18.9	13.7	11.2	8.15	6.39	4.59	3.64	3.10	2.65	2.09	1.70	0.900
1.70V/cell	64.9	43.0	32.7	26.4	19.4	14.0	11.4	8.29	6.48	4.66	3.69	3.14	2.68	2.11	1.72	0.907
1.67V/cell	67.2	44.2	33.5	27.0	19.7	14.2	11.6	8.40	6.56	4.70	3.73	3.17	2.71	2.12	1.73	0.914
1.60V/cell	71.3	46.1	34.7	27.8	20.3	14.6	11.8	8.58	6.69	4.79	3.79	3.22	2.75	2.15	1.75	0.924

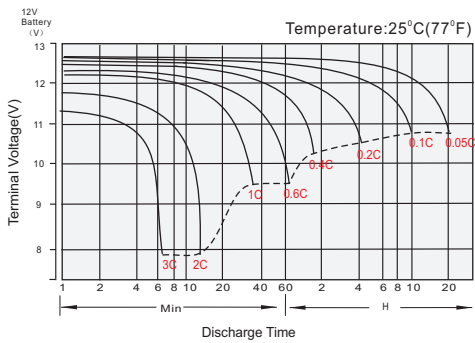
Units: Amperes (25°C, 77°F)

CONSTANT POWER DISCHARGE CHARACTERISTICS / CARACTÉRISTIQUES DE DÉCHARGE À PUISSANCE CONSTANTE

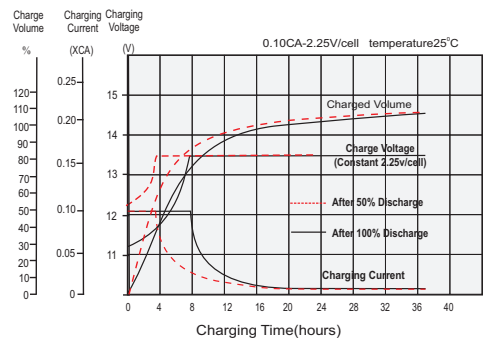
FV/Time	5min	10min	15min	20min	30min	45min	1h	1.5h	2h	3h	4h	5h	6h	8h	10h	20h
1.85V/cell	103.5	71.4	55.9	46.3	34.6	25.4	20.8	15.3	12.1	8.74	6.98	5.95	5.11	4.03	3.31	1.76
1.80V/cell	110.3	75.2	58.3	47.9	35.5	25.9	21.3	15.6	12.3	8.87	7.07	6.03	5.18	4.09	3.35	1.78
1.75V/cell	114.9	77.6	59.9	48.9	36.2	26.4	21.6	15.8	12.4	8.98	7.16	6.10	5.23	4.13	3.38	1.80
1.70V/cell	119.2	80.2	61.5	50.1	37.0	26.9	21.9	16.1	12.6	9.10	7.24	6.17	5.29	4.17	3.41	1.81
1.67V/cell	122.3	82.0	62.8	51.0	37.5	27.3	22.2	16.2	12.7	9.18	7.30	6.22	5.33	4.20	3.43	1.83
1.60V/cell	127.2	84.4	64.5	52.3	38.4	27.8	22.6	16.5	12.9	9.32	7.41	6.30	5.40	4.25	3.47	1.85

Units: Amperes (25°C, 77°F)

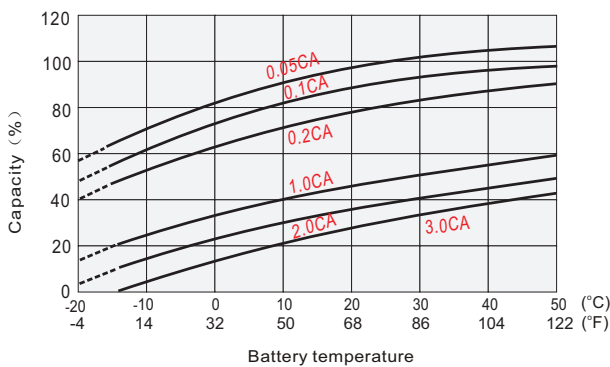
DISCHARGE CHARACTERISTICS / CARACTÉRISTIQUES DE DÉCHARGE



FLOAT CHARGING CHARACTERISTICS / COURANT DE DÉCHARGE ET TEMPS DE DÉCHARGE



TEMPERATURE EFFECTS IN RELATION TO BATTERY CAPACITY / EFFET DE LA TEMPÉRATURE SUR LA BATTERIE



EFFECT OF TEMPERATURE ON LONG TERM FLOAT LIFE / EFFET DE LA TEMPÉRATURE SUR LA DURÉE DE VIE EN FLOATING

