



AGM LEAD ACID BATTERY

5.4-12 General Purpose F4.8



MAIN INFORMATION / INFORMATIONS GÉNÉRALES

| | |
|---|--------------------------|
| BRAND / MARQUE | NX |
| TECHNOLOGY / TECHNOLOGIE | AGM Lead acid |
| NOMINAL VOLTAGE / TENSION NOMINALE | 12V |
| NOMINAL CAPACITY / CAPACITÉ NOMINALE | 5.4Ah (20hr) |
| DIMENSIONS / DIMENSIONS | |
| • Length / Longueur | 151 ± 2mm (5.94 inches) |
| • Width / Largeur | 53 ± 1mm (2.09 inches) |
| • Height / Hauteur | 93 ± 1mm (3.66 inches) |
| • Total height with terminals / Hauteur totale (avec cosSES) | 99 ± 1mm (3.90 inches) |
| WEIGHT (± 4 %) / POIDS (± 4 %) | Approx 1.74kg (3.84lbs) |
| TERMINAL / TYPE DE COSSES | F4.8=FASTON 4.8 |
| CASING / TYPE DE BAC | UL94 HB (Standard ABS) |
| COLOR / COULEUR DE BAC | Black top and black case |

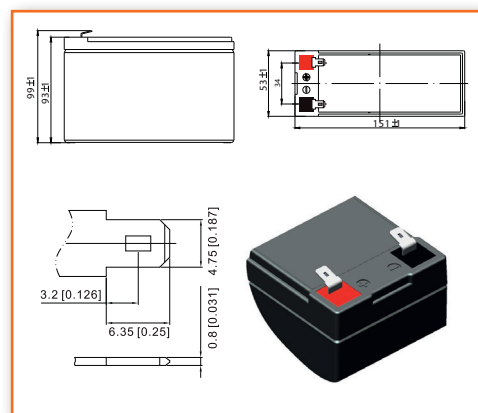


TECHNICAL INFORMATION / INFORMATIONS TECHNIQUES

| | |
|--|---|
| CAPACITY / CAPACITÉ | 5.4Ah/0.252A (20hr,1.80V/cell,25°C/77°F) 4.65Ah/0.465A (10hr,1.80V/cell,25°C/77°F) 4.20Ah/0.840A (5hr,1.75V/cell,25°C/77°F) 3.66Ah/1.22A (3hr,1.75V/cell,25°C/77°F) 3.04Ah/3.04A (1hr,1.60V/cell,25°C/77°F) |
| DISCHARGE CURRENT / COURANT DE DÉCHARGE | 81A (5s) |
| INTERNAL RESISTANCE / RÉSISTANCE INTERNE | Approx 30mΩ |
| OPERATING TEMPERATURE RANGE / PLAGES DE TEMPÉRATURE | |
| • Discharging / Décharge | -15°~50°C (5 ~122°F) |
| • Charging / Charge | 0°~40°C (32 ~104°F) |
| • Storage / Stockage | -15°~40°C (5 ~104°F) |
| NOMINAL OPERATING TEMPERATURE / TEMPÉRATURE D'UTILISATION | 25 ± 3°C (77 ± 5°F) |
| CAPACITY VS TEMPERATURE / CAPACITÉ SELON LA TEMPÉRATURE | 40°C (104°F) 103% 25°C (77°F) 100% 0°C (32°F) 86% |

Terminal

Unité : mm / Unit: inches



APPLICATIONS

All purpose / Tout usage
UPS / Onduleur
Emergency light / Éclairage de secours
Railway signal / Signalisation ferroviaire
Alarm and security system / Alarme et sécurité

Aircraft signal / Signal d'avion
Electronic devices and equipment / Appareils et équipements électroniques
Emergency backup / Alimentation de secours
Power supply / Réserve d'énergie

| | |
|--|---------------------------------------|
| TMD 1 Description, classe : UN 2800 – accumulateurs inversables remplis d'électrolyte liquide, 8, none, (E) | |
| ADR : Not regulated | IMDG Not regulated |
| IATA : Exempt | Procédure TMD PROC 2 : UN 2800 |



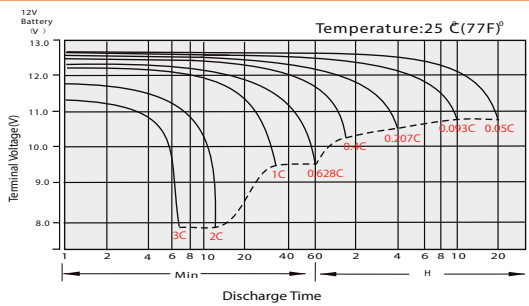
CONSTANT CURRENT DISCHARGE (AMPERES) AT 25°C
TABLE DE DÉCHARGE À COURANT ET PUISSANCE CONSTANTS (A) À 25°C

| F.V/Temps | 5min | 10min | 15min | 20min | 30min | 45min | 1h | 2h | 3h | 4h | 5h | 6h | 8h | 10h | 20h |
|------------|------|-------|-------|-------|-------|-------|------|------|------|-------|-------|-------|-------|-------|-------|
| 1.85V/cell | 9.60 | 6.69 | 5.52 | 4.79 | 3.84 | 2.95 | 2.42 | 1.48 | 1.12 | 0.924 | 0.784 | 0.679 | 0.540 | 0.449 | 0.248 |
| 1.80V/cell | 11.8 | 7.99 | 6.40 | 5.42 | 4.25 | 3.22 | 2.60 | 1.57 | 1.18 | 0.971 | 0.818 | 0.709 | 0.560 | 0.465 | 0.250 |
| 1.75V/cell | 14.0 | 9.03 | 7.06 | 5.90 | 4.54 | 3.42 | 2.74 | 1.64 | 1.22 | 1.00 | 0.840 | 0.727 | 0.575 | 0.474 | 0.253 |
| 1.70V/cell | 15.9 | 9.96 | 7.64 | 6.33 | 4.77 | 3.55 | 2.85 | 1.70 | 1.26 | 1.03 | 0.861 | 0.744 | 0.584 | 0.482 | 0.257 |
| 1.65V/cell | 17.5 | 10.7 | 8.08 | 6.65 | 4.97 | 3.69 | 2.97 | 1.75 | 1.30 | 1.05 | 0.880 | 0.758 | 0.593 | 0.489 | 0.261 |
| 1.60V/cell | 18.4 | 11.2 | 8.42 | 6.86 | 5.11 | 3.77 | 3.04 | 1.81 | 1.33 | 1.07 | 0.898 | 0.773 | 0.606 | 0.497 | 0.262 |

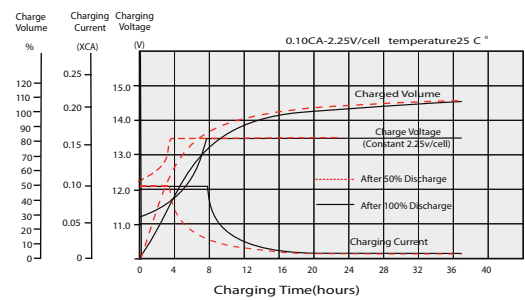
CONSTANT POWER DISCHARGE (WATTS) AT 25°C
DÉCHARGE À PUISSANCE CONSTANTE (WATTS) À 25°C

| F.V/Temps | 5min | 10min | 15min | 20min | 30min | 45min | 1h | 2h | 3h | 4h | 5h | 6h | 8h | 10h | 20h |
|------------|------|-------|-------|-------|-------|-------|------|------|------|------|------|------|------|-------|-------|
| 1.85V/cell | 18.1 | 12.7 | 10.6 | 9.27 | 7.49 | 5.79 | 4.76 | 2.92 | 2.23 | 1.84 | 1.57 | 1.36 | 1.09 | 0.905 | 0.500 |
| 1.80V/cell | 22.0 | 15.1 | 12.2 | 10.4 | 8.23 | 6.27 | 5.09 | 3.09 | 2.33 | 1.93 | 1.63 | 1.41 | 1.12 | 0.931 | 0.503 |
| 1.75V/cell | 25.7 | 16.9 | 13.3 | 11.2 | 8.73 | 6.63 | 5.33 | 3.20 | 2.40 | 1.97 | 1.66 | 1.44 | 1.14 | 0.944 | 0.504 |
| 1.70V/cell | 28.9 | 18.4 | 14.3 | 12.0 | 9.12 | 6.84 | 5.52 | 3.31 | 2.47 | 2.01 | 1.69 | 1.47 | 1.15 | 0.954 | 0.510 |
| 1.65V/cell | 31.4 | 19.5 | 14.9 | 12.5 | 9.42 | 7.06 | 5.72 | 3.39 | 2.52 | 2.04 | 1.72 | 1.49 | 1.17 | 0.962 | 0.515 |
| 1.60V/cell | 32.5 | 20.1 | 15.4 | 12.7 | 9.58 | 7.15 | 5.80 | 3.47 | 2.56 | 2.08 | 1.75 | 1.51 | 1.18 | 0.974 | 0.515 |

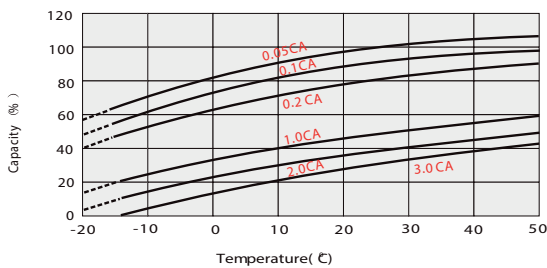
DISCHARGE CHARACTERISTICS
CARACTÉRISTIQUES DE DÉCHARGE



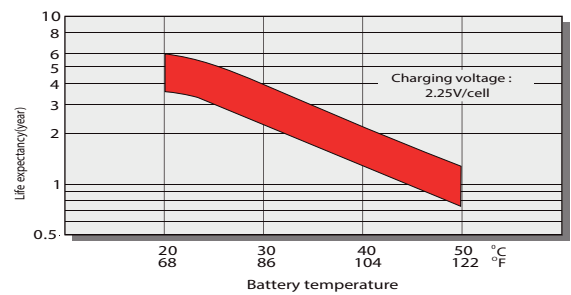
FLOAT CHARGING CHARACTERISTICS
CARACTÉRISTIQUES DE CHARGE EN FLOATING



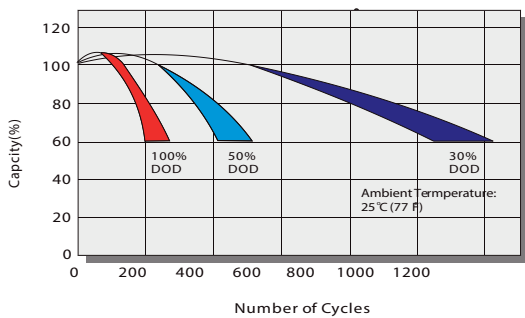
TEMPERATURE EFFECTS IN RELATION TO BATTERY CAPACITY
EFFET DE LA TEMPÉRATURE SUR LA BATTERIE



EFFECT OF TEMPERATURE ON LONG TERM FLOAT LIFE
EFFET DE LA TEMPÉRATURE SUR LA DURÉE DE VIE EN FLOATING



CYCLE LIFE IN RELATION TO DEPTH OF DISCHARGE
CYCLE DE VIE EN FONCTION DE LA PROFONDEUR DE LA DÉCHARGE



SELF DISCHARGE CHARACTERISTICS
RELATION ENTRE LA CAPACITÉ ET LE TEMPS DE STOCKAGE

