



AGM LEAD ACID BATTERY

G 12V-38Ah



MAIN INFORMATION / INFORMATIONS GÉNÉRALES

BRAND / MARQUE	NX
TECHNOLOGY / TECHNOLOGIE	Gel Lead Acid
NOMINAL VOLTAGE / TENSION NOMINALE	12V
NOMINAL CAPACITY / CAPACITÉ NOMINALE	38Ah (20hr)
DIMENSIONS / DIMENSIONS	
• Length / Longueur	197 ± 2mm (7.76 inches)
• Width / Largeur	165 ± 2mm (6.50 inches)
• Height / Hauteur	170 ± 2mm (6.69 inches)
• Total height with terminals / Hauteur totale (avec cosse)	170 ± 2mm (6.69 inches)
WEIGHT (± 4 %) / POIDS (± 4 %)	Approx 10.7kg (23.6lbs)
TERMINAL / TYPE DE COSSES	T6
CASING / TYPE DE BAC	UL94 HB (Standard ABS)
COLOR / COULEUR DE BAC	Grey top and white case

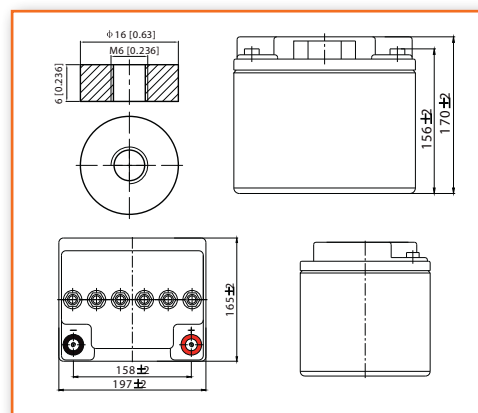


TECHNICAL INFORMATION / INFORMATIONS TECHNIQUES

CAPACITY / CAPACITÉ	38.0Ah / 1.90A (20hr, 1.80V/cell, 25°C/77°F) 35.3Ah / 3.53A (10hr, 1.75V/cell, 25°C/77°F) 30.4Ah / 6.08A (5hr, 1.75V/cell, 25°C/77°F) 26.5Ah / 8.82A (3hr, 1.75V/cell, 25°C/77°F) 20.9Ah / 20.9A (1hr, 1.67V/cell, 25°C/77°F)
DISCHARGE CURRENT / COURANT DE DÉCHARGE	380A (5s)
INTERNAL RESISTANCE / RÉSISTANCE INTERNE	Approx 12.0mΩ
OPERATING TEMPERATURE RANGE / PLAGES DE TEMPÉRATURE	
• Discharging / Décharge	-15°~50°C (5 ~122°F)
• Charging / Charge	0°~40°C (32 ~104°F)
• Storage / Stockage	-15°~40°C (5 ~104°F)
NOMINAL OPERATING TEMPERATURE / TEMPÉRATURE D'UTILISATION	25 ± 3°C (77 ± 5°F)
CAPACITY VS TEMPERATURE / CAPACITÉ SELON LA TEMPÉRATURE	40°C (104°F) 103% 25°C (77°F) 100% 0°C (32°F) 86%

T6 / Terminal

Unité : mm / Unit: inches



APPLICATIONS

- Telecommunications / Télécoms
- Solar system / Système d'énergie solaire
- Wind power system / Système d'énergie éolienne
- Engine starting / Démarrage
- Wheelchair / Fauteuil roulant
- Cleaning machines / Autolaveuses
- Golf trolley / Chariots de golf
- Boats / Bateaux



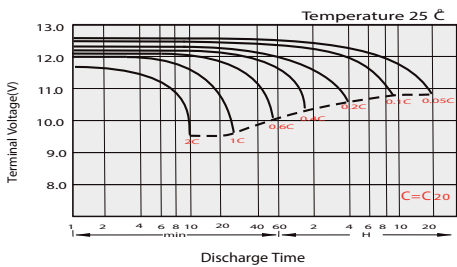
CONSTANT CURRENT DISCHARGE (AMPERES) AT 25°C
TABLE DE DÉCHARGE À COURANT ET PUISSANCE CONSTANTS (A) À 25°C

F.V/Temps	20min	30min	45min	1h	2h	3h	4h	5h	6h	7h	8h	9h	10h	20h
1.85V/cell	32.1	25.2	19.3	16.1	10.2	7.79	6.45	5.57	4.81	4.26	3.84	3.51	3.32	1.82
1.80V/cell	36.8	28.2	21.2	17.8	11.1	8.35	6.84	5.85	5.05	4.46	4.02	3.69	3.47	1.90
1.75V/cell	41.4	31.0	23.0	19.0	11.7	8.82	7.16	6.08	5.23	4.61	4.15	3.80	3.53	1.94
1.70V/cell	44.6	33.2	24.4	20.1	12.4	9.18	7.40	6.27	5.41	4.77	4.28	3.90	3.62	1.96
1.67V/cell	46.4	34.5	25.2	20.9	12.7	9.47	7.58	6.40	5.50	4.84	4.34	3.95	3.66	1.98
1.60V/cell	50.3	36.9	27.1	22.2	13.3	9.85	7.87	6.60	5.63	4.94	4.42	4.04	3.73	2.01

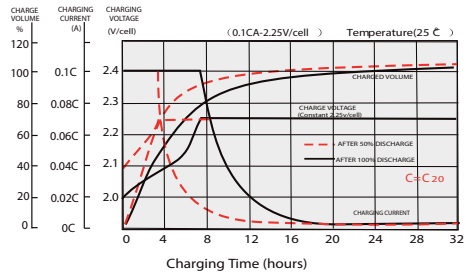
CONSTANT POWER DISCHARGE (WATTS) AT 25°C
DÉCHARGE À PUISSANCE CONSTANTE (WATTS) À 25°C

F.V/Temps	20min	30min	45min	1h	2h	3h	4h	5h	6h	7h	8h	9h	10h	20h
1.85V/cell	61.5	48.6	37.3	31.4	20.0	15.3	12.7	11.0	9.52	8.45	7.64	6.99	6.61	3.64
1.80V/cell	69.6	53.8	40.9	34.4	21.5	16.3	13.4	11.5	10.0	8.82	7.98	7.33	6.90	3.79
1.75V/cell	77.3	58.7	43.9	36.7	22.7	17.2	14.0	11.9	10.3	9.11	8.22	7.54	7.03	3.86
1.70V/cell	82.4	62.3	46.2	38.6	24.0	17.8	14.4	12.3	10.6	9.39	8.45	7.74	7.18	3.90
1.67V/cell	84.8	64.0	47.5	39.8	24.5	18.3	14.7	12.5	10.8	9.50	8.56	7.82	7.26	3.94
1.60V/cell	90.8	67.9	50.7	42.1	25.3	19.0	15.2	12.8	11.0	9.68	8.69	7.97	7.39	3.99

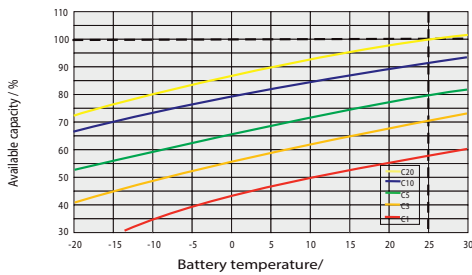
DISCHARGE CHARACTERISTICS
CARACTÉRISTIQUES DE DÉCHARGE



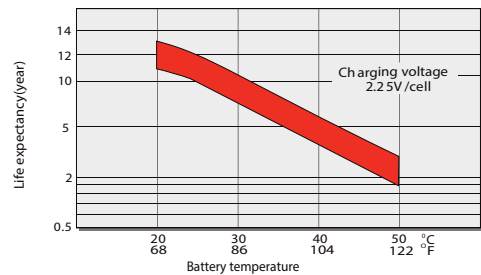
FLOAT CHARGING CHARACTERISTICS
CARACTÉRISTIQUES DE CHARGE EN FLOATING



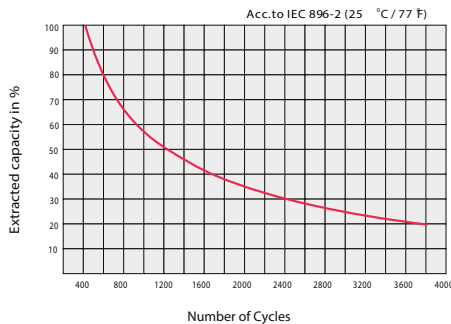
TEMPERATURE EFFECTS IN RELATION TO BATTERY CAPACITY
EFFET DE LA TEMPÉRATURE SUR LA BATTERIE



CYCLE LIFE IN RELATION TO DEPTH OF DISCHARGE
CYCLE DE VIE EN FONCTION DE LA PROFONDEUR DE LA DÉCHARGE



CYCLE LIFE IN RELATION TO DEPTH OF DISCHARGE
CYCLE DE VIE EN FONCTION DE LA PROFONDEUR DE LA DÉCHARGE



SELF DISCHARGE CHARACTERISTICS
RELATION ENTRE LA CAPACITÉ ET LE TEMPS DE STOCKAGE

