



# Gel lead acid battery NX 200-12 Cyclic 12V 200Ah M8-F

## Batterie plomb étanche gel NX 200-12 Cyclic 12V 200Ah M8-F

### MAIN INFORMATION / INFORMATIONS GÉNÉRALES

<b>BRAND</b>	MARQUE	NX
<b>TECHNOLOGY</b>	TECHNOLOGIE	Plomb étanche gel
<b>NOMINAL VOLTAGE</b>	TENSION NOMINALE	12V
<b>NOMINAL CAPACITY</b>	CAPACITÉ NOMINALE	200Ah
<b>DIMENSIONS</b>	DIMENSIONS	
• <b>Length / Longueur</b>		522mm
• <b>Width / Largeur</b>		240mm
• <b>Height / Hauteur</b>		218mm
• <b>Total height with terminals / Hauteur totale (avec cosSES)</b>		224mm
<b>WEIGHT ( ± 4 % )</b>	POIDS ( ± 4 % )	62.3Kg
<b>TERMINAL</b>	TYPE DE COSSES	M8-F

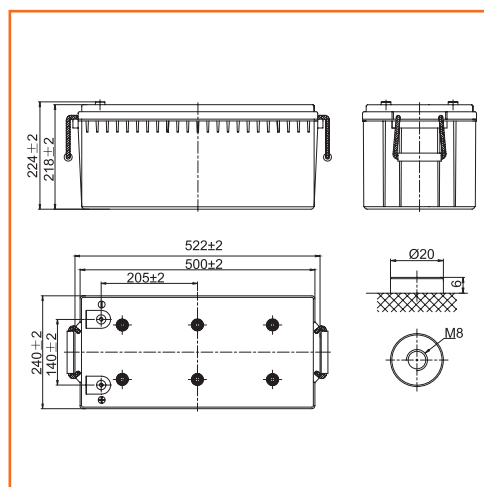


### TECHNICAL INFORMATION / INFORMATIONS TECHNIQUES

<b>CAPACITY</b>	CAPACITÉ	200.0Ah / C20 (10.0A, 1.80V/cell) 190.0Ah / C10 (19.0A, 1.80V/cell) 165.5Ah / C5 (33.1A, 1.75V/cell) 148.2Ah / C3 (49.4A, 1.75V/cell) 120.3Ah / C1 (120.3A, 1.60V/cell)
<b>DISCHARGE CURRENT</b>	COURANT DE DÉCHARGE	2000A (5s)
<b>INTERNAL RESISTANCE</b>	RÉSISTANCE INTERNE	Approx 4.5mΩ
<b>OPERATING TEMPERATURE RANGE</b>	PLAGE DE TEMPÉRATURE	
• <b>Discharging / Décharge</b>		-20°~55°C
• <b>Charging / Charge</b>		-20°~40°C
• <b>Storage / Stockage</b>		-15°~50°C

#### Terminal

Unité : mm / Unit: inches



### APPLICATIONS

**Telecommunications / Télécoms**  
**Solar system / Système d'énergie solaire**  
**Wind power system / Système d'énergie éolienne**  
**Engine starting / Démarrage**

**Wheelchair / Fauteuil roulant**  
**Cleaning machines / Autolaveuses**  
**Golf trolley / Chariots de golf**  
**Boats / Bateaux**

<b>TMD 1 Description, classe : UN 2800 – accumulateurs inversables remplis d'électrolyte liquide, 8, none, (E)</b>	
<b>ADR : Not regulated</b>	<b>IMDG Not regulated</b>
<b>IATA : Exempt</b>	<b>Procédure TMD PROC 2 : UN 2800</b>



**CONSTANT CURRENT DISCHARGE CHARACTERISTICS / CARACTÉRISTIQUES DE DÉCHARGE À COURANT CONSTANT**

F.V/Time	10min	15min	20min	30min	45min	1h	2h	3h	4h	5h	6h	8h	10h	12h	20h
1.85V/cell	250.0	216.8	170.5	154.2	112.8	89.3	69.2	55.2	43.8	35.6	31.0	27.1	22.0	18.6	9.62
1.80V/cell	283.8	245.7	192.7	167.9	119.5	98.8	73.5	60.8	48.1	38.7	32.6	28.7	22.9	19.0	10.0
1.75V/cell	292.7	255.6	201.0	166.7	121.4	108.7	78.8	63.9	49.4	39.3	33.1	29.2	23.1	19.4	10.3
1.70V/cell	307.8	266.0	208.1	171.3	123.8	110.8	80.4	65.2	50.1	39.9	33.6	29.6	23.3	19.6	10.4
1.67V/cell	338.6	290.7	226.7	177.3	128.1	116.5	84.0	67.8	51.6	40.6	34.6	30.1	23.7	19.8	10.6
1.60V/cell	350.2	299.7	232.5	179.9	130.0	120.3	86.3	69.3	52.3	41.3	35.3	30.6	23.9	20.0	10.8

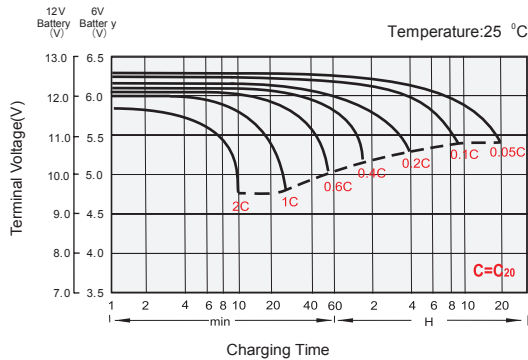
Units: Amperes (25°C, 77°F)

**CONSTANT POWER DISCHARGE CHARACTERISTICS / CARACTÉRISTIQUES DE DÉCHARGE À PUISSANCE CONSTANTE**

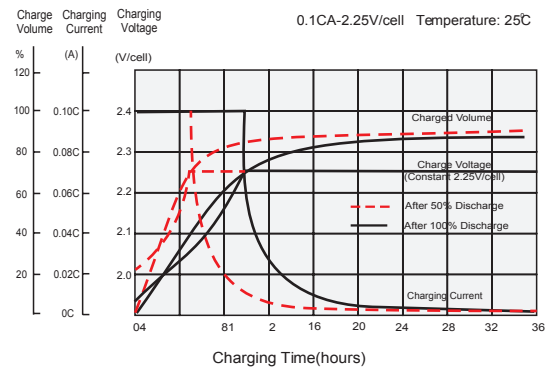
F.V/Time	10min	15min	20min	30min	45min	1h	2h	3h	4h	5h	6h	8h	10h	12h	20h
1.85V/cell	470.4	410.5	324.3	294.7	216.8	173.6	134.8	107.9	86.0	70.0	61.0	53.5	43.5	36.9	19.2
1.80V/cell	526.2	459.2	362.7	318.3	228.2	190.7	142.4	118.2	94.0	75.8	64.1	56.4	45.2	37.5	19.9
1.75V/cell	540.3	475.3	376.6	315.5	231.8	208.9	152.3	124.1	96.1	76.7	64.9	57.4	45.5	38.3	20.5
1.70V/cell	561.6	490.0	387.1	322.3	235.1	212.3	154.9	126.2	97.3	77.8	65.8	58.1	45.8	38.6	20.6
1.67V/cell	600.0	523.6	413.6	328.4	240.3	220.7	160.2	130.0	99.6	78.8	67.3	58.7	46.5	38.9	21.0
1.60V/cell	608.4	530.9	419.4	329.8	241.5	225.7	163.1	131.8	100.3	79.7	68.5	59.4	46.7	39.2	21.3

Units: Amperes (25°C, 77°F)

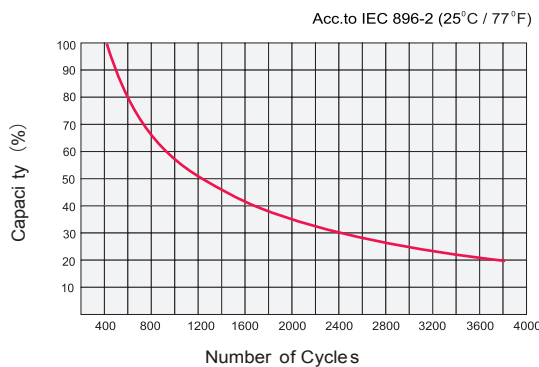
**DISCHARGE CHARACTERISTICS / CARACTÉRISTIQUES DE DÉCHARGE**



**FLOAT CHARGING CHARACTERISTICS / CARACTÉRISTIQUES DE CHARGE EN FLOATING**



**CYCLE LIFE IN RELATION TO DEPTH OF DISCHARGE / CYCLE DE VIE EN FONCTION DE LA PROFONDEUR DE LA DÉCHARGE**



**EFFECT OF TEMPERATURE ON LONG TERM FLOAT LIFE / EFFET DE LA TEMPÉRATURE SUR LA DURÉE DE VIE EN FLOATING**

